



# Natural Fibre Geotextiles

Specifiers' Guide to Erosion and Weed Control Matting

# Natural Fibre Geotextiles and FuturFiber®

Advance natural geotextile solutions are designed to directly support the core values and goals of specifiers, landscape architects, councils, and clients alike.

We prioritise biodegradability and sustainable sourcing, ensuring our products are environmentally responsible from origin to end of life. By reducing carbon emissions across operations, manufacturing, and supply, and supporting Net Zero objectives, we help projects meet today's climate and sustainability standards.

Our FuturFiber® Hemp & Wool range carries EPD certification – the first in this industry – and is also BioGro Certified, developed to meet organic standards.

We manufacture our geotextiles on state-of-the-art needle looms, and can output rolls up to 6m wide and 50m long, in weights from 300gsm up to 1200gsm. This versatility allows clients to reduce joins and ensure successful weed control and plant establishment. Densely needle-punching our geotextiles ensures durability and longevity in the field.

Alongside their environmental credentials, our products deliver proven performance in weed and erosion control, with premium quality, bulk supply options, and efficient logistics that ensure economical and successful project delivery.

The outcomes are tangible:

- Reduced pests and weed spread
- Erosion stabilised soil and slopes
- Increased food production
- Improved water quality



FuturFiber®



*We source our materials sustainably, offer heavier weight options where conditions demand it, have BioGro certified products for organic input, and our FuturFiber® range is globally EPD certified.*



Speak with our specialist consultant:

**Greg Suckling**

Business Development | Natural Fibre Geotextiles

greg@advancelandscape.co.nz

021 309 263

[www.advancelandscape.co.nz](http://www.advancelandscape.co.nz)



# Natural Fibre Geotextiles

## **FuturFiber® and EcoWool™**

### **Hemp, Dagwool and Waste Wool Matting**

For effective erosion control and weed suppression.



Product Specification & Application

Benefits and Features

Installation Guide

Fixing Pins and Pegs

Case Studies

DISCLAIMER The information provided in this publication is correct to the best knowledge of the company and is given out in good faith. The information presented here is intended only as a general guide to the use of such products and no liability is accepted by Advance Landscape Systems Ltd for any loss or damage however arising, which results either directly or indirectly from the use of such information.

 **Advance**  
Landscape Systems  
*Green your world™*

# Product Specifications

## FuturFiber® Hemp Mulch Matting

100% natural FuturFiber® Hemp rolls are manufactured from BioGro Certified hemp and are recommended for small and large scale planting projects where soil conservation and weed suppression are required.



### TECHNICAL SPECIFICATIONS

PRODUCT NAME	FuturFiber® Hemp Matting 600gsm	FuturFiber® Hemp Matting 1000gsm
CONSTRUCTION	Hemp and dag wool fibers blended, needle punched	Hemp and dag wool fibers blended, needle punched
SIZES	1m x 30m   2m x 30m	1m x 30m   2m x 20m
PRODUCT CODE	23086   23073	23096   23094
THICKNESS   WEIGHT	6mm   600 grams/m <sup>2</sup> (+/- 5%)	10mm   1000 grams/m <sup>2</sup> (+/- 5%)
COVERAGE	30m <sup>2</sup> / roll   60m <sup>2</sup> / roll	30m <sup>2</sup> / roll   40m <sup>2</sup> / roll
BIODEGRADABILITY TIME	12-30 months (conditions dependent)	12-30 months (conditions dependent)

Custom size rolls up to 6m wide can be requested as well as custom weights 300 – 1000gsm

### Typical Applications

- Erosion control
- Weed suppression
- Natural separation layer
- Stream bank stabilisation
- Sediment control
- River embankments
- Landscaping

### Benefits

- Natural erosion and sediment control
- Superior weed suppression
- High tolerance to salinity
- The most durable natural fibre
- 100% natural biodegradable fibers
- High tensile strength and tear resistance





# Product Specifications

## FuturFiber® Dag Wool Mulch Matting

100% natural FuturFiber® Dag Wool rolls are manufactured from BioGro Certified wool and are recommended for small and large scale planting projects where soil conservation and weed suppression are required.



### TECHNICAL SPECIFICATIONS

PRODUCT NAME	FuturFiber® Dag Wool Mulch Matting 600gsm	FuturFiber® Dag Wool Mulch Matting 750gsm	FuturFiber® Dag Wool Mulch Matting 1000gsm
CONSTRUCTION	Wool fibers blended and needle punched	Wool fibers blended and needle punched	Wool fibers blended and needle punched
SIZES	2m x 30m	2m x 30m	2m x 20m
PRODUCT CODE	23O46	23O22	23O24D
THICKNESS   WEIGHT	6mm   600 grams/m <sup>2</sup> (+/- 5%)	8mm   750 grams/m <sup>2</sup> (+/- 5%)	10mm   1000 grams/m <sup>2</sup> (+/- 5%)
COVERAGE	60m <sup>2</sup> / roll	60m <sup>2</sup> / roll	40m <sup>2</sup> / roll
BIODEGRADABILITY TIME	12-24 months (conditions dependent)	12-24 months (conditions dependent)	12-24 months (conditions dependent)

Custom size rolls up to 6m wide can be requested as well as custom weights 300 – 1000gsm

### Typical Applications

- Erosion control
- Weed suppression
- Natural separation layer
- Stream bank stabilisation
- Sediment control
- River embankments
- Landscaping

### Benefits

- Reduces planting stress - FuturFiber® dag wool stays damp for hours and allows effective penetration of water and fertilizer and circulation of air. Also reduces evaporation and keeps soil temperature up in cold conditions.
- Feeds plants - FuturFiber® dag wool contains the following nutrients: nitrogen, sulphur, sodium, potassium and magnesium. These nutrients are naturally released into the soil over time.



# Product Specifications

## EcoWool™ Mulch Matting

**EcoWool™** is a fully biodegradable non-woven wool matting used in the establishment of trees, shrubs and groundcovers in landscape plantings.

Recommended for small and large scale planting projects where soil conservation and temporary weed suppression are required.



### TECHNICAL SPECIFICATIONS

PRODUCT NAME	EcoWool™ Mulch Matting 600gsm	EcoWool™ Mulch Matting 1000gsm
CONSTRUCTION	100% wool felt: wool fibers blended and needle punched	100% wool felt: wool fibers blended and needle punched
SIZES	1m x 30m   2m x 30m	2m x 20m
PRODUCT CODE	23O26H   23O26	23O24
THICKNESS   WEIGHT	6mm   600 grams/m <sup>2</sup> (+/- 5%)	10mm   1000 grams/m <sup>2</sup> (+/- 5%)
COVERAGE	30m <sup>2</sup> / roll   60m <sup>2</sup> / roll	40m <sup>2</sup> / roll
BIODEGRADABILITY TIME	12-24 months (conditions dependent)	12-24 months (conditions dependent)

Chemical Composition of EcoWool™	% by Weight
Organically bound Nitrogen	14.20
Organically bound Sulphur	2.50
Potassium	0.29
Sodium	0.11
Magnesium	0.05

Custom size rolls up to 6m wide can be requested as well as custom weights 300 – 1000gsm



### Benefits

- Manufactured from waste wool
- 1000gsm most effective against aggressive weeds
- Allows water penetration and retains moisture in soil
- Boosts root growth and maintains higher soil temperature in winter
- Stabilises soil and reduces erosion on sloping sites
- Designed to biodegrade over time

# Benefits & Features

## FuturFiber® Natural Fibre Geotextiles

FuturFiber®, our range of 100% biodegradable hemp and wool natural fibre geotextiles, exemplifies our commitment to responsible resourcing and environmental preservation. Sourced locally from New Zealand farmers, FuturFiber has been BioGro certified for organic inputs and, in a New Zealand first, has achieved an Environmental Product Declaration (EPD), giving specifiers, partners and regulators confidence when specifying our products.

With hemp and dag wool products innovatively designed for use across commercial and residential applications, these 100% natural options for weed suppression and erosion control also provide moisture retention, temperature moderation and nutrient release benefits to plants throughout their establishment stage.

Using Rubisco materials, Advance developed the FuturFiber® Hemp and FuturFiber® Wool natural fibre geotextile range. FuturFiber® is 100% biodegradable over time, and its life cycle exemplifies our commitment to responsible resourcing and environmental preservation.

### FuturFiber® hemp–wool geotextiles with NZ-first EPD Certification

Developed through more than two years of testing and product validation, FuturFiber® is now the first natural fibre erosion control and weed suppression matting product in New Zealand to hold a GreenTag EPD.

*"Achieving New Zealand's first Global GreenTag EPD for our hemp–wool geotextiles is more than a milestone—it shows that regenerative natural fibres can deliver world-class performance and sustainability across infrastructure, horticulture, landscaping, and beyond. At Rubisco, we see this as part of a broader shift: moving global industries towards materials that restore ecosystems while building a better future."* Guy Wills, CEO Rubisco.

The FuturFiber Hemp and Dag Wool range offers matting and cut-mat products for private and public green spaces, designed to manage weeds and erosion around plantings, and provide plants and trees with moisture control and nutrient release to support healthy establishment.

## FuturFiber® Hemp



Hemp is one of the strongest natural fibres on earth, providing the durability of a synthetic fibre while still being fully biodegradable. FuturFiber® Hemp matting harnesses the strength and absorbency of hemp fibre creating a moist environment for plant growth, while providing unmatched weed suppression qualities.

- BioGro™ certified for organic input to meet international standards
- 1000gsm weight option for extra durability and longevity, and for aggressive weed situations
- Made from New Zealand hemp fibres blended with pure sheep's wool guaranteeing unmatched sustainability and quality
- Discourages weed growth and eliminates the need to apply harmful herbicides
- Superior water holding capabilities
- Very porous so will not impede air circulation or water and fertiliser penetration
- Mitigates soil temperature fluctuations for surface roots
- Designed to biodegrade over time

Made from South Island hemp cultivated and processed within Rubisco's vertically integrated hemp fibre platform, blended with New Zealand strong wool, the needle-punched nonwoven geotextiles provide strength, permeability, and soil stability without the use of microplastics.

With a negative carbon footprint, FuturFiber® sequesters more than it emits, locking away -1.4 kg of CO<sup>2</sup> during production. At end-of-life, it safely biodegrades, returning nutrients to the soil and closing the loop in the natural cycle.



# FuturFiber® DagWool



FuturFiber® Dag Wool natural fibre geotextile rolls are made from BioGro Certified and Global GreenTag EPD certified dag wool. These matting rolls provide maximum effectiveness where soil conservation and weed suppression are required. Recommended for small and large scale planting and erosion control projects.

- Reduces planting stress – FuturFiber Dag Wool stays damp for hours and allows effective penetration of water and fertiliser and circulation of air. Also reduces evaporation and keeps soil temperature up in cold conditions.
- Feeds your plants – FuturFiber Dag Wool contains the following nutrients: nitrogen, sulphur, sodium, potassium and magnesium. These nutrients are naturally released into the soil over time.
- Eliminates herbicide requirements – is designed to block out sunlight thereby effectively suppressing unwanted competing vegetation regrowth around the plant. No need for ongoing hazardous use of chemical herbicide sprays.
- Easy on the eye – Visual pollution is today a greater consideration on revegetation projects than ever before.
- FuturFiber Dag Wool merges unobtrusively with the natural landscape as opposed to some synthetic products.
- FuturFiber Dag Wool lasts the distance and is designed to gradually biodegrade over a period after installation (may reduce in wet conditions), giving plants ample time to get established free from competing weeds.
- 1000gsm weight option for extra durability and longevity.

The FuturFiber Hemp and Dag Wool range offers matting and cut-mat products for private and public green spaces, designed to manage weeds and erosion around plantings, and provide plants and trees with moisture control and nutrient release to support healthy establishment.

**Custom size rolls up to 6m wide can be requested as well as custom weights 300 – 1000gsm**

---

## EcoWool

**EcoWool™** is a fully biodegradable non-woven wool matting used in the establishment of trees, shrubs and groundcovers in landscape plantings.

- Recommended for small and large scale planting projects where soil conservation and temporary weed suppression are required
- Manufactured from waste wool
- Allows water penetration and retains moisture in soil
- Boosts root growth and maintains higher soil temperature in winter
- Stabilises soil and reduces erosion on sloping sites
- Designed to biodegrade over time

**Custom size rolls up to 6m wide can be requested as well as custom weights 300 – 1000gsm**

# Installation Guide

## Natural Fibre Weed Matting

### FuturFiber® Hemp & Dag Wool, EcoWool and EcoJute

Biodegradable weed matting offers effective weed control when installed and maintained correctly. As it naturally decomposes over time, it enriches the soil. It's essential to ensure proper installation to maximize its benefits.

### General Guidelines

#### Site Preparation:


Before installing mulch matting or weed matting thorough eradication of weeds from the area to be covered is strongly recommended. We advise spraying the site with organic spray, allowing a day or two before installing the matting. Ensure the ground is cleared and any roots are removed.

#### Planting:

After installation, it's highly recommended to promptly introduce plants within 1-2 weeks, as this helps minimise the potential for weed infiltration. Planting vegetation not only adds aesthetic appeal but also offers natural shade, discouraging the growth of new weeds. Over time, the plants will thrive and form a dense canopy, further suppressing weed growth. During planting, use shears or a sharp pair of commercial scissors to create an inverted T-shaped opening, allowing easy insertion of the plant.

In areas with a history of weed infestation, it's advisable to close the hole around the plant with pins or stones to deter weed emergence.

#### Anchoring:

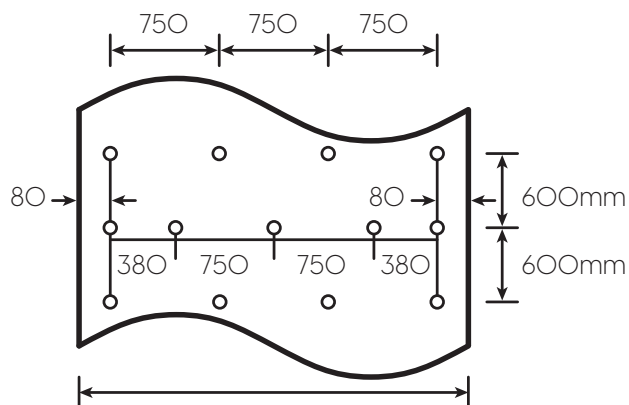


	Greenstake Pins (Biodegradable)	Bio Pegs (Biodegradable)	Bio Pins (Biodegradable)	Ground Staples	Natural Timber Pegs (Biodegradable)
Lengths available	100mm	150mm	175mm/280mm	130mm / 230mm	150mm/180mm/240mm / 280mm

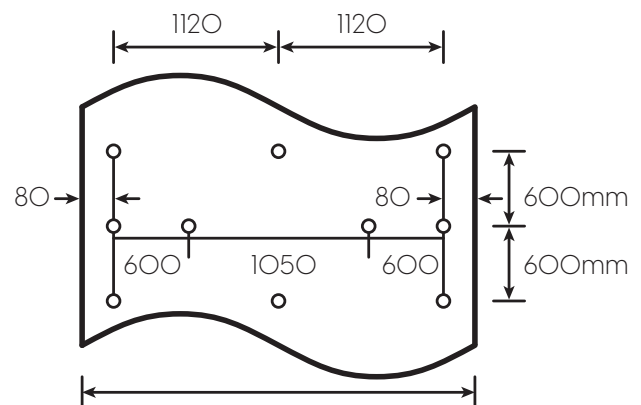
## Installation on Slopes

- Step 1:** Begin at the top of the slope and anchor blankets in a 300mm deep and 300mm wide initial anchor trench (see Fig. 2) and anchor with pins at 500mm spacing.
- Step 2:** Unroll blanket down slope in the direction of the water flow (see Fig.1). The blanket should not be stretched but should have full contact with the soil. Anchor blanket using pins or stakes. See "Pins Pattern Guide for Slopes" below.
- Step 3:** Overlap edges of adjacent parallel rolls by approximately 100mm and anchor with pins at 600–900mm spacing depending on the slope.
- Step 4:** When blankets have to be spliced, place upper blanket end over lower blanket end (shingle style) with 300mm overlap and anchor with two staggered rows of pins at 300mm spacing.
- Step 5:** Anchor, fill and compact ends of blankets in 300mm deep and 150mm wide terminal anchor trench. Anchor with pins at 500mm spacing (see Fig. 7).

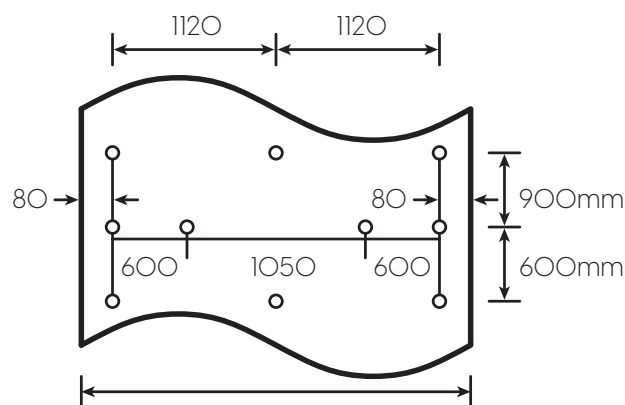
## Pin Pattern Guide for Slopes



1m WIDE  
2:1 or Steeper Slopes



2m WIDE  
3:1 or Steeper Slopes



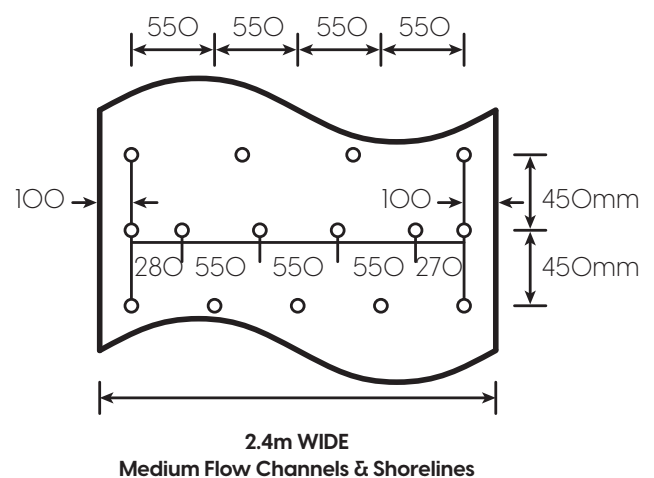
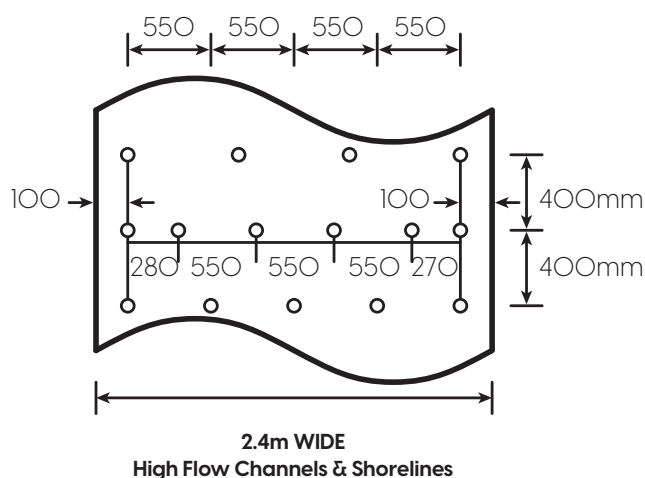
2.4m WIDE  
4:1 or Steeper Slopes



## Installation in Channels

- Step 1:** Dig a 300mm x 300mm initial anchor trench at the upstream end (Fig. 4). If there is concentrated flow at channel entrance, it is recommended that the initial anchor trench be made at least 300mm upstream from the pipe opening. It is also recommended to adopt measures to reduce the velocity of flow at pipe opening.
- Step 2:** Dig intermittent check slots 150mm deep and 150mm wide across the channel at 7-15m intervals depending on the slope gradient of the channel (Fig. 5).
- Step 3:** Dig 150mm deep and 150mm wide longitudinal trenches at the top of side slopes to anchor the blanket edges (Fig. 6).
- Step 4:** Dig 300mm deep and 300mm wide terminal anchor trench at downstream end (Fig. 7).
- Step 5:** Install the first blanket in the initial anchor trench, upstream, in the center of the channel and anchor with two staggered rows of pins at 150mm spacing, backfill and compact. Do not stretch, but make sure there is full contact between blanket and soil.
- Step 6:** In the same manner, position adjacent blankets in the initial anchor trench overlapping the preceeding blanket a minimum of 200mm and anchor.
- Step 7:** Unroll center strip downstream.
- Step 8:** Unroll adjacent mats downstream in a similar fashion, maintaining a 200mm wide overlap. Anchor the overlapped area with pins at 400-450mm spacing depending upon the flow velocity.
- Step 9:** For anchoring the middle of the blankets see "Pins Pattern Guide for Channels" below.
- Step 10:** Secure the edges of the blankets along the longitudinal trenches on the top of slopes with pins at 300mm centers (Fig. 6).
- Step 11:** Fold and secure the matting snugly into all transverse check slots. Lay the matting in the bottom of the slot and then fold back against itself. Anchor through both layers of blanket at 150mm intervals then backfill and compact soil (Fig. 5).
- Step 12:** For noncritical installations, place two staggered rows of pins at 150mm spacing in lieu of check slots.
- Step 13:** When blankets need to be spliced, place upstream blanket over the downstream blanket with an overlap of at least 300mm. Use two staggered rows of pins at 150mm spacing.
- Step 14:** Anchor, fill and compact downstream end blankets in terminal anchor trench (Fig.7).

## Pin Pattern Guide for Channels



## Installation Guide for Slopes

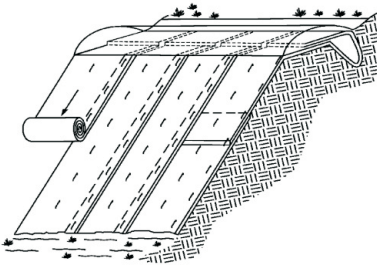


Fig. 1 Installation on slopes

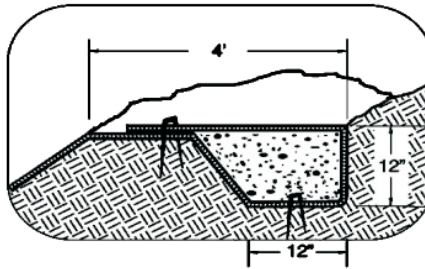


Fig. 2 Initial anchor trench for slopes

## Installation Guide for Channels

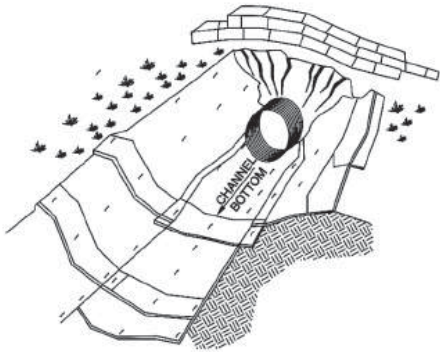


Fig. 3 Installation in channels

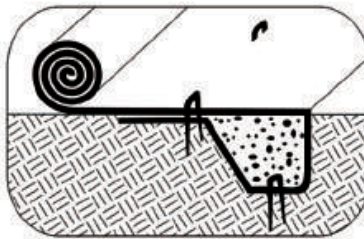


Fig. 4 Initial anchor trench for channels

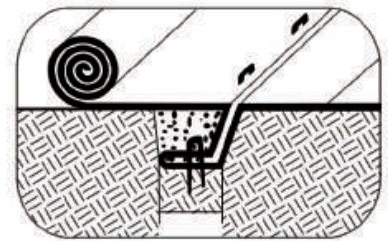


Fig. 5 Intermittent check slot

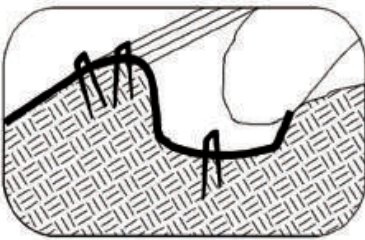


Fig. 6 Longitudinal anchor trench

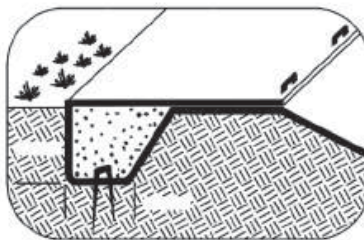


Fig. 7 Terminal anchor trench for slopes and channels


For further info or questions contact our friendly team










0800 600 789

[sales@advancelandscape.co.nz](mailto:sales@advancelandscape.co.nz)

[www.advancelandscape.co.nz](http://www.advancelandscape.co.nz)

# Fixing Pins and Pegs Comparison Chart

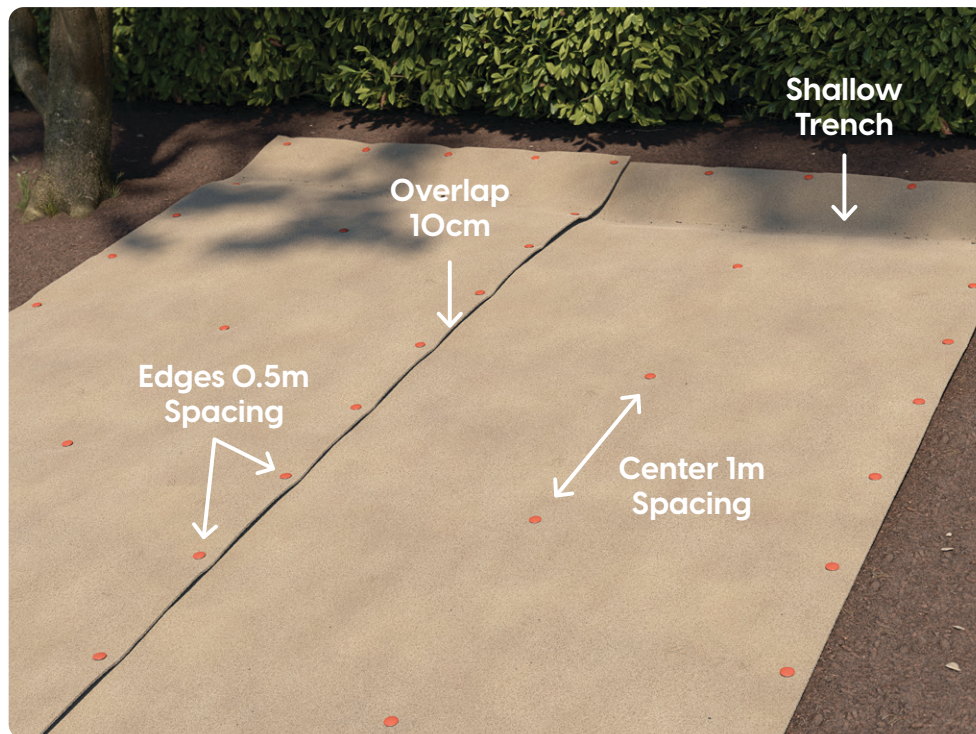


	GreenStake	BioPins	BioPins Gripper	BioPegs	Natural Timber Pegs	Natural Timber Pegs	Natural Timber Pegs	Natural Timber Pegs	Ground Staples	Ground Staples	MIOO Staples
Length (Mm)	100	175	280	150	150	180	240	280	130	230	150
Colour	Green	Beige	Beige	Orange							
Pack Quantity	100 / 500	200	200	200 / 500	500	500	500	500	200	200	1000
Material	Plant Based Polymer	Polymaize	Polymaize	Biopolymer	Timber	Timber	Timber	Timber	Steel	Steel	Steel
Biodegradable	●	●	●	●	●	●	●	●			
Head Shape	Rectangular 	Circular 	Circular 	Circular 	Irregular 	Irregular 	Irregular 	Irregular 			
Head Size	30 x 9mm	47mm dia	47mm dia	31mm dia	15-30mm	15-30mm	15-30mm	15-30mm	32mm width	32mm width	25mm width
Application	This biodegradable pin is supplied in 100mm and is best suited for fixing individual plant mats. Not suited for rocky/hard ground.	Suited for all natural geotextiles. Flat head provides better long-term hold and prevents tearing.	Suited for very soft soils such as sand, and freshly spread topsoil where deep anchoring is critical. Barbed end and flat head provides more grip, better long-term hold and prevents tearing.	Our most popular landscape peg suited for all natural geotextiles. Can be used for individual plant mats too. Barbed end and flat head provides more grip, better long-term hold and prevents tearing.	The most cost-effective peg in our range. Suited for our felted geotextiles, Jute, Wool & Hemp and individual plant mats. Often specified to anchor root balls from pukeko damage.	The most cost-effective peg in our range. Suited for our felted geotextiles, Jute, Wool & Hemp and individual plant mats. Often specified to anchor root balls from pukeko damage.	The most cost-effective peg in our range. Suited for our felted geotextiles, Jute, Wool & Hemp. This length suited for softer soils. Often specified to anchor root balls from pukeko damage.	The most cost-effective peg in our range. Suited for our felted geotextiles, Jute, Wool & Hemp. This length suited for softer soils. Often specified to anchor root balls from pukeko damage.	Can be used for any of our weed matting range. Cost effective option.	Suited for any of our weed matting range. Length suited for softer soils. Cost effective option.	Suited for any of our weed matting range. Used in conjunction with the MIOO manual staple gun for fast and efficient fixing on large projects. Cartridge supplied for easy setup.



# Pin Quantity Requirements Guide

For FuturFiber® Hemp & Dag Wool, EcoWool and EcoJute Matting



If you are pinning **SIDE BY SIDE** (see above):



**1 Roll = 159 Pins**



**2 Rolls = 257 Pins**



**6 Rolls = 557 Pins**

After 2 rolls, work on adding approx. 90 pins per extra roll.

If you are pinning at the short edge **END TO END**:



**1 Roll = 153 Pins**



**2 Rolls = 303 Pins**



**6 Rolls = 903 Pins**

After 2 rolls, work on adding approx. 150 pins per extra roll.

When you need to cut up and customize the shaping of the matting to suit your planting area, apply the following logic:

**Edges:** 0.5m spacing  
**Centre:** 1m spacing



	Weedmat Staples	BioPegs	Greenstake Pins	BioPin
1 Roll	1 box of 200	1 box of 100	1 box of 100	1 box of 100
2 Rolls	1 box of 200	1 box of 200	2 boxes of 100	2 boxes of 100
3 Rolls	2 boxes of 200	2 boxes of 200	4 boxes of 100	4 boxes of 100
4 Rolls	2 boxes of 200	2 boxes of 200	4 boxes of 100	4 boxes of 100
5 Rolls	3 boxes of 200	3 boxes of 200	1 box of 500	1 box of 500
6 Rolls	3 boxes of 200	3 boxes of 200	1 box of 500	1 box of 500



For further info or questions contact our friendly team

0800 600 789

sales@advancelandscape.co.nz  
www.advancelandscape.co.nz

**Advance**  
Landscape Systems  
*Green your world™*



# Blakes & Shands Road Intersection Upgrade

## Case Study

CLIENT	Evergreen Landcare
LOCATION	Corner of Blakes & Shands Road, Prebbleton, Canterbury
PRODUCT USED	EcoWool Mulch Matting 1000gsm



### Goal:

The Blakes & Shands Road Intersection Upgrade was undertaken primarily due to its notorious reputation as one of Canterbury's most dangerous intersections. Recognising the urgent need for enhanced safety measures, the New Zealand Transport Agency (NZTA) allocated funds to undertake significant improvements.

The upgrade aimed to tackle the alarming rate of fatalities and accidents caused by high speeds and heavy traffic at this location. As part of the comprehensive upgrade, an embankment was created from a privacy fence, allowing for improved visibility and better traffic flow. By addressing these critical issues, the landscaping and safety enhancements sought to create a safer and more efficient intersection for all road users.

The primary goal of the Blakes & Shands Road Intersection Upgrade was to enhance the overall appearance and functionality of the intersection while minimising maintenance requirements. To achieve this, the project planners aimed to implement low maintenance plantings, such as caryx, which could quickly establish themselves in the soil that was known for harbouring tenacious weeds. This would not only complement the intersection's upgrades but also provide an aesthetically appealing view for both passing traffic and nearby residents.



## Challenge:

The Blakes & Shands Road Intersection Upgrade project faced two significant challenges that required an innovative solution. Firstly, the high traffic volume at the roundabout and the steep slope posed a considerable risk for the maintenance teams, making it essential to carefully plan and execute the upgrade without having to constantly maintain it. Secondly, the intersection's steep gradient presented a problem for using conventional bark mulch for weed suppression. The steep incline could lead to erosion and difficulties in maintaining the mulch in place.

## Solution:

Advance Landscape Systems worked with Evergreen Landcare to choose the best products to enhance the landscape and promote sustainable practices. The chosen approach involved the implementation of 1000gsm EcoWool secured with biodegradable weedmat pins called Biopegs. This innovative combination provided vital moisture retention during dry summer months and insulation during the colder months, ensuring the survival and growth of the seedlings. Additionally, as the EcoWool was needle punched to 1000gsm, this contributed to its prolonged durability, significantly reducing the necessity for frequent maintenance. By utilising this earth-friendly solution, the upgrade not only enhanced the intersection's aesthetics but also showcased a commitment to environmentally conscious initiatives by Evergreen Landcare and Advance Landscape Systems.







### Performance:

The Blakes & Shands Road Intersection Upgrade has proven to be a resounding success with full canopy closure being achieved and an embankment with full growth, enhancing the overall aesthetics of the intersection. EcoWool was installed in November 2021 and almost 2 years later is still biodegrading while suppressing the weeds. This achievement serves as a valuable lesson for consumers looking into wool products. When considering wool, it is critical to discuss the grams per square metre (gsm) and quality of the material. Opting for high-quality wool ensures durability and prolonged life, and saves time and money in reducing a need for maintenance.





# Basque Park Upgrade

## FuturFiber® Hemp

### Case Study

---

<b>CLIENT</b>	Auckland City Council, Waitematā Local Board and City Care
<b>LOCATION</b>	Basque Park, Auckland
<b>PRODUCT USED</b>	FuturFiber® Hemp Mulch Matting 600gsm



FuturFiber® Hemp 600gsm natural fibre geotextile used in the landscaping of Basque Park, Mt Eden, Auckland. In the heart of Uptown, Basque Park stands as a testament to community spirit and transformation.

#### Project Overview

In 2022, Basque Park was upgraded as part of the City Rail Link (CRL) project to accommodate the Maungawhau Station redevelopment by diverting wastewater and stormwater pipes, separating their systems, and providing new pipe connections. Following completion of this phase of the project was the design and installation of landscaping that met the core values and objectives of local Auckland authorities and the general public.

#### The Challenge

Following the major site works, the vision was to create a community friendly space to serve as a key focus and social gathering location for the Newton and Eden Terrace area. It was to provide a suburb-scale play space, inclusive of all age groups, incorporating specialised play experiences including sound play, nature play and courts. Key outcomes were to include the planting of trees to provide shade and support the Urban Ngāhere Strategy.

## The Solution

FuturFiber® Hemp was specified as the natural fibre geotextile to be used for erosion control and weed suppression within the overall landscaping design. As a 100% biodegradable earth-friendly option, carefully selected for its durability and locally grown origins, FuturFiber Hemp is unique in its ability to nurture the soil as it breaks down, creating a fertile ground for native species to flourish.

Not only does FuturFiber Hemp matting naturally suppress weeds, but it also acts as a carbon sink, absorbing CO<sub>2</sub> from the atmosphere and supporting a healthier environment. With a negative carbon footprint, FuturFiber sequesters more than it emits, locking away -1.4 kg of CO<sub>2</sub> during production. At end-of-life, it safely biodegrades, returning nutrients to the soil and closing the loop in the natural cycle.

FuturFiber Hemp, made by Rubisco®, has achieved EPD (Environmental Product Declaration) certification through Global GreenTag, passing the world's toughest standards for health, eco performance and safety.



## Implementation and Outcomes:

After construction, the park was restored with topsoil and the planting of three Nikau palm trees, allowing the community to enjoy it once again. As the park evolves, FuturFiber Hemp natural fibre geotextile will play a supporting role in maintaining its natural beauty and resilience.

The future of Basque Park is being shaped by the vision and expertise of the Waitematā Local Board, Auckland Council, and City Care. We acknowledge their dedication to creating a thriving green space that meets the needs of the community.

We're proud to be a part of Basque Park's story, and we look forward to seeing the positive impact of this project on the community and the environment.



# Faringdon Pump Park

## FuturFiber® Hemp

### Case Study

---

<b>CLIENT</b>	Rich Landscapes
<b>LOCATION</b>	Rolleston, Canterbury
<b>PRODUCT USED</b>	FuturFiber® Hemp Mulch Matting 600gsm



#### Goal:

Rich Landscapes were contracted to design this pump track so it would fit with the environment and provide a place for the community to engage in wheel play activity. The design included a landscape plan with tree and shrub plantings to provide an environmentally safe and beautified precinct. The goal was to extend the pathway and close in the wheel play area using the tree coverage to retain the feel of a park.

#### Challenge:

Creating an environment that thrives both visually and functionally comes with its challenges. For the Faringdon Pump Track, one such challenge was nurturing the planted greens with the constant use and creating a low maintenance environment where weeds were unable to compete. The challenge that came with this design was to be able to successfully establish the plantings using a sustainable weed suppression rather than going with a plastic weed mat which would eventually break down.



### Solution:

A pivotal element in the Farringdon Pump Track's landscape strategy was the installation of FuturFiber Hemp Matting. This choice aligned with Farringdon's commitment to preserve the environment. Derived from hemp fibres grown in Canterbury, the matting offered a dual benefit – not only did it effectively suppress weeds, but it also boasted remarkable water-holding capabilities, contributing to the overall resilience of the landscape.



### Performance:

The result was a thoughtfully crafted landscape plan, adorned with trees and shrubs, which not only enhanced the beauty of the area but also provided an eco-friendly haven for both residents and nature. Innovatively, the choice of FuturFiber Hemp Matting eradicated the need for traditional bark coverings that could potentially pose hazards in the pump track area. This forward-thinking decision underscores Farringdon's commitment to both safety and aesthetics, encapsulating a community-driven philosophy that values every aspect of its residents' well-being.

The Farringdon Pump Track stands not just as a play area, but as a testament to the power of collaboration, vision, and sustainability. Its story weaves together the expertise of Rich Landscapes and the eco-consciousness of the Farringdon community. As wheels spin and laughter resonates through its tracks, the pump track stands as a vibrant reminder that even in modern developments, the beauty of nature and the spirit of community can thrive hand in hand.



# SH51 Awatoto

## Roundabout Project

### Case Study

CLIENT	Waka Kotahi NZ Transport Agency
LOCATION	Hawke's Bay, New Zealand
PRODUCT USED	FuturFiber® Dag Wool Mulch Matting 75Ogsm



The SH51 Awatoto roundabout project in Hawke's Bay stands as a testament to New Zealand's commitment to enhancing road safety while integrating sustainable landscaping practices. Spearheaded by Waka Kotahi NZ Transport Agency, the initiative aimed to transform a high-risk intersection into a safer, more efficient corridor between Napier and Hastings.

#### Project Overview

Completed in mid-2024, the SH51 safety improvement project encompassed several key enhancements:

- Construction of a new roundabout at the SH51 and Awatoto Road intersection to improve traffic flow and reduce delays.
- Installation of 4.8 km of flexible median and side barriers to prevent head-on and run-off-road crashes.
- Widening of 2.4 km of road and centerlines to provide more space between vehicles, enhancing safety.
- Realignment of the road away from the rail level crossing to reduce the risk of vehicles stopping over train tracks.

Creation of a new, wide crossing to improve connectivity for pedestrians, cyclists, and wheelchair users between Awatoto Road and the beach domain. The project, with an estimated cost of \$20 million, was part of a broader initiative to reduce fatalities and serious injuries on New Zealand roads.



## Landscaping and Planting Initiatives:

Beyond infrastructural improvements, the project placed significant emphasis on landscaping to enhance the aesthetic appeal and ecological value of the area. Native plants were introduced to the surroundings, contributing to the region's biodiversity and resilience against coastal conditions. Advance Landscape Systems, in collaboration with engineering consultancy Stantec, played a pivotal role in the project's landscaping success. They provided expertise in landscape maintenance and weed control measures crucial during the plant establishment phase. A key recommendation from Advance Landscape Systems was the use of FuturFiber® Dag Wool Mulch Matting at 750gsm. This biodegradable matting, made from dag wool sourced from local New Zealand farmers, offers several benefits:

- Weed Suppression: Effectively blocks sunlight, reducing the need for chemical herbicides.
- Moisture Retention: Keeps the soil damp, reducing plant stress and promoting healthy growth.
- Nutrient Enrichment: Gradually releases nutrients like nitrogen, sulphur, and potassium into the soil.
- Durability: Designed to last through the critical establishment period of plants.

The use of locally sourced dag wool not only supports New Zealand farmers but also aligns with the project's sustainability goals by reducing the carbon footprint associated with transporting materials.







### **Implementation and Outcomes:**

Fulton Hogan served as the head contractor for the project, overseeing the construction of the roundabout and associated roadworks. South Pacific Landscapes led the planting and landscaping efforts, ensuring the successful establishment of native vegetation. The integration of FuturFiber® Dag Wool Mulch Matting has proven effective, with the matting performing its intended functions of weed suppression and moisture retention. The native plants have thrived in the coastal environment, contributing to the project's overall success and serving as a model for sustainable infrastructure development.

## **Natural Fibre Geotextiles and FuturFiber®**

Advance Landscape Systems are New Zealand's preferred choice for landscaping, revegetation and environmental solutions.

**Greg Suckling**

**Business Development | Geotextile Consultant**

**[greg@advancelandscape.co.nz](mailto:greg@advancelandscape.co.nz)**

**+64 21 309 263**

---

**0800 600 789**

**[sales@advancelandscape.co.nz](mailto:sales@advancelandscape.co.nz)**

**Head Office/Main Warehouse:** 491 Waterloo Road, Christchurch 8042

**Northland Branch:** 6 Springs Flat Road, Kamo, Whangarei 0112

**Auckland Branch:** 13 Matukutūruru Road, Wiri, Auckland 2104

**[www.advancelandscape.co.nz](http://www.advancelandscape.co.nz)**